

HARDWARE THAT  
COMPLEMENTS  
YOUR WINDOWS  
AND DOORS  
PERFECTLY

 **lucerne**  
ARCHITECTURAL  
HARDWARE SERIES

 **altus**



# WHEN CREATING YOUR IDEAL HOME, IT'S OFTEN THE SMALL DETAILS THAT COUNT



Choosing the right handles and locks can make all the difference – not only in the overall look of your windows and doors, but also in terms of functionality and security.

With the Lucerne Architectural Hardware Series, you will find the style that is in perfect harmony with the unique design of your windows and doors. The range includes D Pull Handles, Levers for Hinged Doors, Bifold Handles, Flush Pull Handles, Sash Handles and Lock Escutcheons.

Components are constructed from stainless steel (316) for a timeless, sophisticated appearance. The sleek profile has user comfort in mind – an important factor when you consider how often you open or close your windows and doors.

Creativity and innovation are the driving factors behind our window and door hardware. The Lucerne range has been born out of that commitment, providing you with a fresh solution that will help you create the lifestyle you want.



# THE RANGE



### Lucerne Bifold Locking Kit

316 SS components (zinc on concealed components, with locking option).  
 Concealed fixings in closed position, locking & non-locking options.  
 Use on bifold and inline bifold doors.



### Lucerne Lever and Lockbody

316 SS components (zinc on concealed components).  
 Concealed fixings, half cylinder with blank external option, single and multipoint locking options. Use on front entrance door, hinged/french doors or hinged service door in bifold configuration.



### Lucerne Sash Handles for windows

316 SS components (zinc on concealed components).  
 Locking or non-locking options.



### Lucerne Escutcheon

316 SS construction (zinc on concealed components) & dull chrome cylinder.  
 Double Cylinder and Half Cylinder options.  
 Use with Flush Pull Handle, Bifold Locking Kit and D Pull Handle.



### Lucerne D Pull Handle

316 SS components.  
 Available in 300, 450 & 600mm lengths in both singles and pairs. Use on a front entrance door, hinged door or sliding and stacking doors.

# SASH HANDLES



## Lucerne Sash Handles

316 SS components (zinc on concealed components).

Concealed fixings, locking or non-locking options, with robust sprung wedgeless design. Use on awning and casement windows.

# FLUSH PULL HANDLES



## Lucerne Flush Pull (showing Lock Strike)

316 SS construction.

Concealed fixings. Flush Pull with easy grip design. Use in conjunction with sliding and stacking doors.



## Lucerne Flush Pull (showing Lock and Lockbody)

316 SS construction.

Concealed fixings. Flush Pull with easy grip design. Use in conjunction with sliding and stacking doors.

# BIFOLD WINDOWS AND DOORS



**Lucerne Bifold Locking Kit - Non-locking option**  
Use on bifold/inline bifold doors.



**Lucerne Bifold Locking Kit – Locking option**  
Use on bifold/inline bifold doors.

# FRONT ENTRANCE DOOR



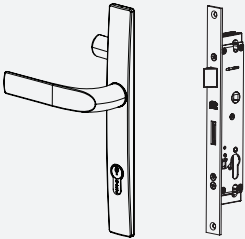
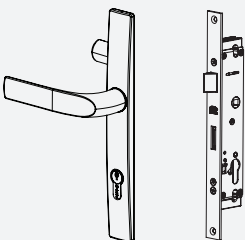
**Lucerne D Pull Handle 450mm on Stellar Door (SR17).**  
Use on a front entrance door, hinged door or sliding and stacking doors.

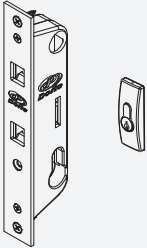
**stellar**  
DOORS



## FRONT ENTRANCE DOOR OPTIONS

- Single doors
- Double doors
- Sidelights
- Half doors
- Overlights
- Custom-made options
- Thermally broken options
- Surface finishes include standard colourways, bright colours and wood grain finishes

NAME	DESCRIPTION	HANDED/UNIT	LOCKING FUNCTION
<b>Lucerne Sash Handle</b> 	Awning & Casement Window Handle	Left Hand	Non-locking
	Awning & Casement Window Handle	Right Hand	Non-locking
	Awning & Casement Window Handle	Left Hand	Locking
	Awning & Casement Window Handle	Right Hand	Locking
<b>Lucerne D Pull Entrance Handle</b> 	D Pull Handles - Length 300mm	Pair	
	D Pull Handles - Length 450mm	Pair	
	D Pull Handles - Length 600mm	Pair	
	D Pull Handle - Length 300mm	Single Handle	
	D Pull Handle - Length 450mm	Single Handle	
	D Pull Handle - Length 600mm Note: Length indicated is from centre to centre of screw holes	Single Handle	

NAME	DESCRIPTION	BACKSET/CYLINDER LENGTH	LOCKING FUNCTION
<b>Lucerne Lever Lockset*</b> Half cylinder option available. Caters for thermally broken. 	Single Point Heavy Duty Lock (Full Lockset)	30/60mm	Double Cylinder
		30/70mm	Double Cylinder
		30/80mm	Double Cylinder
		40/60mm	Double Cylinder
		40/70mm	Double Cylinder
		40/80mm	Double Cylinder
<b>Lucerne Multipoint Lock*</b> Half cylinder option available. Caters for thermally broken. 	3 Point Heavy Duty Multipoint Lock (Full Lockset)	30/60mm	Double Cylinder
		30/70mm	Double Cylinder
		30/80mm	Double Cylinder
		40/60mm	Double Cylinder
		40/70mm	Double Cylinder
		40/80mm	Double Cylinder

NAME	DESCRIPTION	BACKSET/CYLINDER LENGTH	LOCKING FUNCTION
<b>Lucerne Sliding Door Locks*</b> (Excludes Furniture, Lockbody, Escutcheon, Cylinder and Strike only) 	2 Point Sliding Door Mortice Lock	30/60mm	Double Cylinder
		30/70mm	Double Cylinder
		30/80mm	Double Cylinder
		35/60mm	Double Cylinder
		35/70mm	Double Cylinder
		35/80mm	Double Cylinder
		40/60mm	Double Cylinder
		40/70mm	Double Cylinder
		40/80mm	Double Cylinder
		30/40mm	Half Cylinder
		30/45mm	Half Cylinder
		30/50mm	Half Cylinder
		35/40mm	Half Cylinder
		35/45mm	Half Cylinder
		35/50mm	Half Cylinder
		40/40mm	Half Cylinder
		40/45mm	Half Cylinder
40/50mm	Half Cylinder		

NAME	DESCRIPTION	UNIT	LOCKING	FINISH
<b>Lucerne Flush Pull Handle</b> 	Flush Pull Handle 194mm x 35mm	Each		
<b>Lucerne Bifold Twin Bolt</b> 	Bifold Twin Bolt Kit	Each	Non-locking	
	Bifold Twin Bolt Kit	Each	Locking (supplied with Escutcheon)	

**COMPLEMENTARY PRODUCT**

<b>Apex Optimum Mini Lever</b> (Available in round or square options) 	Apex Mini Lever		Multipoint Locking	
	2 Point		Double Cylinder	BN
	4 Point		Double Cylinder	BN

\*All locks come with a turn key to convert to key/turn function. SS = Stainless Steel BN = Brushed Nickel

# CARE & MAINTENANCE

General periodic care and maintenance is required to ensure your Lucerne Hardware continues to function correctly and maintain its appearance.

Stainless steels (316) are generally low in maintenance, although some is required to maximise corrosion resistance and removal of surface contamination.

In most environments maintenance is recommended every six (6) months and every three (3) months in marine and industrial environments.

Proper care and maintenance will ensure your stainless steel hardware achieves maximum corrosion resistance and maintains its appearance.

One of the advantages of stainless steel hardware is that any "tea staining" or discolouration can be easily removed and generally the product will return to its 'new' state with appropriate cleaning.

It is important that you clean any harmful residue (such as salt sea spray) from the surface of your hardware to keep it looking good for years to come.

Before doing any cleaning or maintenance, you must establish exactly what hardware has been installed on your external windows and doors. It may be that the hardware you have is powder coated, anodised or plated.

- Clean regularly using detergent and warm water. Rinse with fresh water and thoroughly dry the surface.
- Clean away any stains and discolouration with citric or nitric acid-based cleaners or a mild abrasive detergent. Rinse with fresh water and dry.
- Do NOT clean with wire wool or wire brushes as these will leave iron deposits that will rust.
- Do NOT allow salt deposits to build up on stainless steel product.
- Stainless steel is not stain proof - tea staining and other marks may appear.

**NOTE:** Avoid mechanical abrasives, hard water (deposits) and cleaners containing chlorides as they break down stainless steel's passivity layer and allows corrosion to occur.

## WARRANTY

The Lucerne Architectural Hardware Series has a 6 year warranty from date of purchase and warrants products to be free from defects in materials and workmanship. For full Care and Maintenance (Homeowner's Guide) and Warranty details visit [www.nulook.co.nz](http://www.nulook.co.nz) or [www.bradnams.co.nz](http://www.bradnams.co.nz)

Your Local Fabricator:

 **lucerne**  
ARCHITECTURAL  
HARDWARE SERIES

 **Bradnam's**  
windows & doors nz

Freephone 0508 272 362 • [sales@bradnams.co.nz](mailto:sales@bradnams.co.nz)  
[www.bradnams.co.nz](http://www.bradnams.co.nz)

 **nulook** | **50**  
windows & doors YEARS

Freephone 0508 800 755 • [info@nulook.co.nz](mailto:info@nulook.co.nz)  
[www.nulook.co.nz](http://www.nulook.co.nz)

 **altus**

[www.altus.co.nz](http://www.altus.co.nz)